

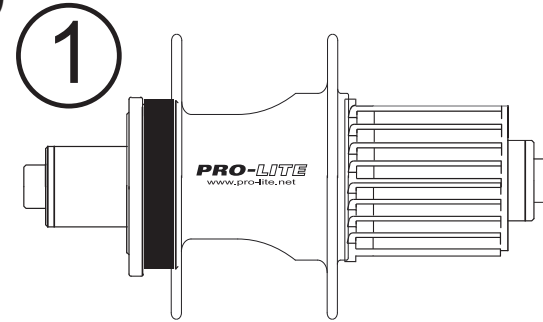
Vicenza  
vicenza

### Installation Instructions:

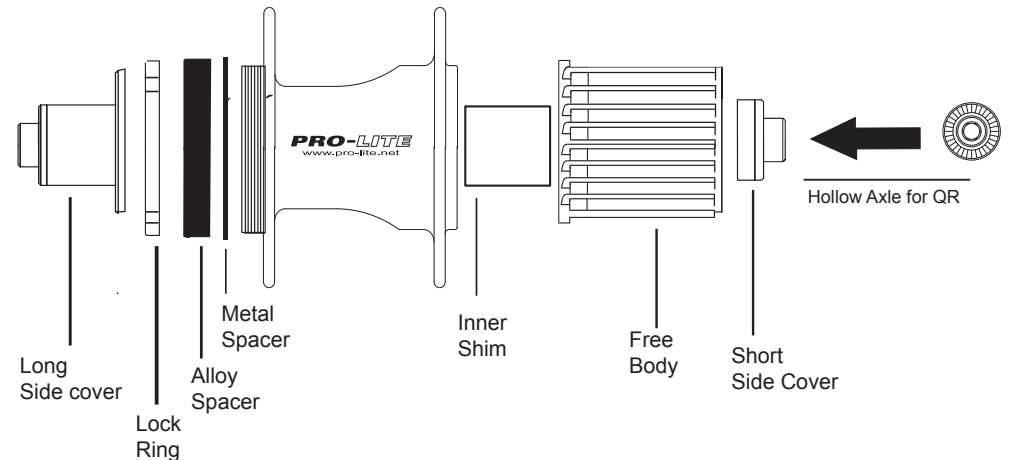
1. Disassemble the rear hub by inserting a 5mm allen key in both side of the axle, and turning opposite each other (standard right-hand threads).
2. Unthread and remove the left hand end cap.
3. Slide the free hub body and hollow axle together out of the main hub shell.  
Note: Be sure to remove the inner shim which is located inside the free body
4. Loosen the lock ring and slide off the black spacer from hub shell, Please keep the metal spacer on thread section of hub shell.
5. Undo all parts from assembled track axle kit.
6. Insert the Track side axle into the road drive side of the hub.
7. Reassembly the Track axle kit as following drawing (3)
8. Keep the metal spacer between sprocket and hub shell
9. Tighten down the T type nut and fasten the anti-slip lock nut.

## 2 in 1 Hub

### Racing Hub

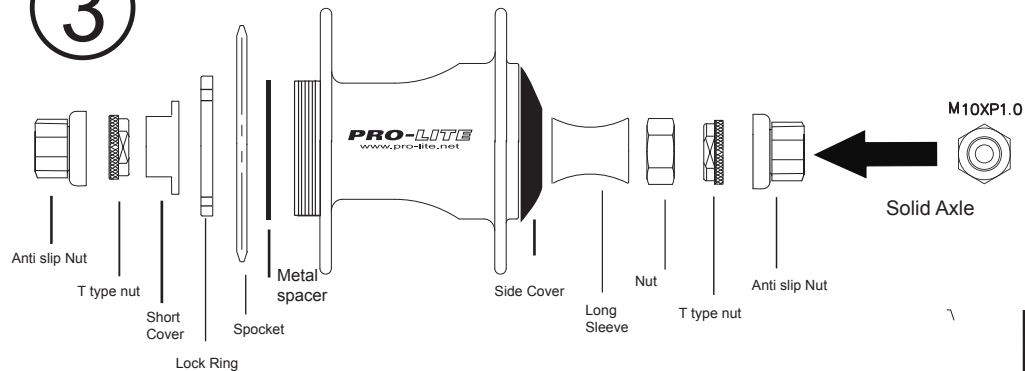


2



### Track Hub

3



4

